

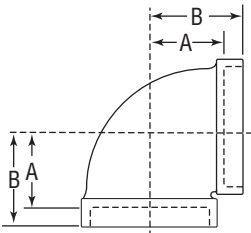


# CAST IRON THREADED FITTINGS



## Class 125 (Standard)

	Size		A		B		Unit Weight	
			Black					
	NPS	DN	in	mm	in	mm	lbs	kg
 	1/4	8	1/2	13	13/16	22	0.16	0.07
	3/8	10	9/16	14	15/16	24	0.25	0.11
	1/2	15	11/16	17	1 1/8	29	0.40	0.18
	3/4	20	13/16	22	1 15/16	33	0.60	0.27
	1	25	15/16	24	1 1/2	38	0.92	0.42
	1 1/4	32	1 1/8	29	1 3/4	44	1.44	0.65
	1 1/2	40	1 5/16	33	1 15/16	49	1.95	0.88
	2	50	1 9/16	40	2 1/4	57	3.13	1.42
	2 1/2	65	1 13/16	47	2 11/16	68	4.94	2.24
	3	80	2 3/16	56	3 1/8	79	7.21	3.27
	3 1/2	90	2 7/16	62	3 7/16	87	9.67	4.39
	4	100	2 11/16	68	3 13/16	98	12.17	5.52
	5	125	3 5/16	84	4 1/2	114	21.46	9.73
	6	150	3 7/8	98	5 1/8	130	31.33	14.21
	8	200	5 3/16	132	6 9/16	167	64.56	29.28

Note: See following page for pressure-temperature ratings.

PROJECT INFORMATION		APPROVAL STAMP	
Project:		<input type="checkbox"/> Approved	
Address:		<input type="checkbox"/> Approved as noted	
Contractor:		<input type="checkbox"/> Not approved	
Engineer:		Remarks:	
Submittal Date:			
Notes 1:			
Notes 2:			

# CAST IRON THREADED FITTINGS



Anvil standard and extra heavy cast iron threaded fittings are manufactured in accordance with ASME B16.4. Plugs and bushings are manufactured in accordance with ASME B16.14.

**NOTE:** Figure 367 Concentric Reducers do not meet the overall length requirement of ASME B16.4. All other dimensions are in compliance.



For Listings/Approval Details and Limitations, visit our website at [www.anvilintl.com](http://www.anvilintl.com) or contact an Anvil Sales Representative.

Cast Iron Threaded Fittings Pressure - Temperature Ratings					
Temperature		Pressure			
		Class 125		Class 250	
(°F)	(°C)	psi	bar	psi	bar
-20° to 150°	-28.9 to 65.6	175	12.1	400	27.6
200°	93.3	165	11.4	370	25.5
250°	121.1	150	10.3	340	23.4
300°	148.9	140	9.7	310	21.4
350°	176.7	125	8.6	300	20.7
400°	204.4	–	–	250	17.2

Standards and Specifications					
	Dimensions	Material	Galvanizing*	Thread	Pressure Rating
<b>CAST IRON THREADED FITTINGS</b>					
Class 125	ASME B16.4	ASTM A-126 (A)	ASTM A-153	ASME B1.20.1	ASME B16.4
Class 250	ASME B16.4	ASTM A-126 (A)	ASTM A-153	ASME B1.20.1	ASME B16.4
<b>CAST IRON PLUGS AND BUSHINGS</b>					
	ASME B16.14	ASTM A- 126 (A)	ASTM A-153	ASME B1.20.1	ASME B16.14

\* ASTM B 633, Type I, SC 4, may be supplied as alternate zinc coating per applicable ASME B16 product standard.

## General Assembly of Threaded Fittings

- 1) Inspect both male and female components prior to assembly.
  - Threads should be free from mechanical damage, dirt, chips and excess cutting oil.
  - Clean or replace components as necessary.
- 2) Application of thread sealant
  - Use a thread sealant that is fast drying, sets-up to a semi hard condition and is vibration resistant. Alternately, an anaerobic sealant may be utilized.
  - Thoroughly mix the thread sealant prior to application.
  - Apply a thick even coat to the male threads only. Best application is achieved with a brush stiff enough to force sealant down to the root of the threads.
- 3) Joint Makeup
  - For sizes up to and including 2" pipe, wrench tight makeup is considered three full turns past handtight. Handtight engagement for 1/2" through 2" thread varies from 4 1/2 turns to 5 turns.
  - For 2 1/2" through 4" sizes, wrench tight makeup is considered two full turns past handtight. Handtight engagement for 2 1/2" through 4" thread varies from 5 1/2 turns to 6 3/4 turns.