





CAST IRON THREADED FITTINGS







Class 125 (Standard)

	Size		Unit Weight			
			Black		Galv.	
	NPS	DN	lbs	kg	lbs	kg
	3/4*	20	0.13	0.06	0.13	0.06
	1	25	0.25	0.11	0.25	0.11
	1 1/4	32	0.39	0.18	0.39	0.18
	1 1/2	40	0.50	0.23	0.50	0.23
	2	50	0.82	0.37	0.82	0.37
	2 1/2	65	1.32	0.60	1.32	0.60
	3	80	1.87	0.85	1.87	0.85
	3 1/2	90	2.50	1.13	2.50	1.13
	4	100	4.00	1.81	4.00	1.81

* Zinc Plated

	Size		Unit Weight			
			Black		Galv.	
	NPS	DN	lbs	kg	lbs	kg
	1/2	15	0.10	0.05	0.10	0.05
	3/4	20	0.17	0.08	0.17	0.08
	1	25	0.32	0.15	0.32	0.15
	1 1/4	32	0.53	0.24	0.53	0.24
	1 1/2	40	0.76	0.34	0.76	0.34
	2	50	1.23	0.56	1.23	0.56
	2 1/2	65	2.00	0.91	2.00	0.91
	3	80	3.18	1.44	3.18	1.44
	3 1/2	90	4.38	1.99	-	-

	Size		Unit Weight			
			Black		Galv.	
	NPS	DN	lbs	kg	lbs	kg
	4	100	3.82	1.73	3.82	1.73
	5	125	6.50	2.95	6.50	2.95
	6	150	9.94	4.51	9.94	4.51
	8	200	20.26	9.19	20.26	9.19

	Size		Unit Weight	
			Black	
	NPS	DN	lbs	kg
	4	100	5.68	2.58
	5	125	9.60	4.35
	6	150	14.78	6.70

According to specifications, hex bushings and cored plugs should be used with 150# malleable iron and 125# cast iron. Solid plugs and face bushings are recommended for use with 250# and 300# fittings.

Note: See following page for pressure-temperature ratings.

PROJECT INFORMATION		APPROVAL STAMP	
Project:		<input type="checkbox"/> Approved	
Address:		<input type="checkbox"/> Approved as noted	
Contractor:		<input type="checkbox"/> Not approved	
Engineer:		Remarks:	
Submittal Date:			
Notes 1:			
Notes 2:			

CAST IRON THREADED FITTINGS



Anvil standard and extra heavy cast iron threaded fittings are manufactured in accordance with ASME B16.4. Plugs and bushings are manufactured in accordance with ASME B16.14.

NOTE: Figure 367 Concentric Reducers do not meet the overall length requirement of ASME B16.4. All other dimensions are in compliance.



For Listings/Approval Details and Limitations, visit our website at www.anvilintl.com or contact an Anvil Sales Representative.

Cast Iron Threaded Fittings Pressure - Temperature Ratings					
Temperature		Pressure			
		Class 125		Class 250	
(°F)	(°C)	psi	bar	psi	bar
-20° to 150°	-28.9 to 65.6	175	12.1	400	27.6
200°	93.3	165	11.4	370	25.5
250°	121.1	150	10.3	340	23.4
300°	148.9	140	9.7	310	21.4
350°	176.7	125	8.6	300	20.7
400°	204.4	-	-	250	17.2

Standards and Specifications					
	Dimensions	Material	Galvanizing*	Thread	Pressure Rating
CAST IRON THREADED FITTINGS					
Class 125	ASME B16.4	ASTM A-126 (A)	ASTM A-153	ASME B1.20.1	ASME B16.4
Class 250	ASME B16.4	ASTM A-126 (A)	ASTM A-153	ASME B1.20.1	ASME B16.4
CAST IRON PLUGS AND BUSHINGS					
	ASME B16.14	ASTM A-126 (A)	ASTM A-153	ASME B1.20.1	ASME B16.14

* ASTM B 633, Type I, SC 4, may be supplied as alternate zinc coating per applicable ASME B16 product standard.

General Assembly of Threaded Fittings

- 1) Inspect both male and female components prior to assembly.
 - Threads should be free from mechanical damage, dirt, chips and excess cutting oil.
 - Clean or replace components as necessary.
- 2) Application of thread sealant
 - Use a thread sealant that is fast drying, sets-up to a semi hard condition and is vibration resistant. Alternately, an anaerobic sealant may be utilized.
 - Thoroughly mix the thread sealant prior to application.
 - Apply a thick even coat to the male threads only. Best application is achieved with a brush stiff enough to force sealant down to the root of the threads.
- 3) Joint Makeup
 - For sizes up to and including 2" pipe, wrench tight makeup is considered three full turns past handtight. Handtight engagement for 1/2" through 2" thread varies from 4 1/2 turns to 5 turns.
 - For 2 1/2" through 4" sizes, wrench tight makeup is considered two full turns past handtight. Handtight engagement for 2 1/2" through 4" thread varies from 5 1/2 turns to 6 3/4 turns.